

Prisma Multi-Asset Funds

The range of risk
targeted multi-asset
funds



Prisma Funds - putting risk and return centre stage.

Recognising that customers require investment solutions that match their needs, we developed the Prisma Multi-Asset Funds. The Prisma Funds aim to generate long-term capital growth and target specific levels of volatility appropriate to your clients' calculated risk profiles.





Customers
require investment
solutions that
match their needs.



Risk Targeted

Investment funds designed to target volatility bands to match our customer risk/return preferences.

Built on Expertise

Zurich Investments consists of experienced and highly-qualified investment specialists, with a proven track record of making the right asset allocation decisions at the right times.

Actively Managed

The Prisma Funds are actively managed by the Zurich Investment team. This means that it is our fund managers that make the specific investments within each fund. It also means our investment managers can respond to market movements as and when they happen.

Diversified

Each multi-asset fund is diversified and can include equities, bonds, property, cash and alternatives. Alternatives includes a range of commodity exposures including energy, industrial metals, precious metals, soft commodities amongst others. It can also incorporate other diversifying asset classes.

Great Value

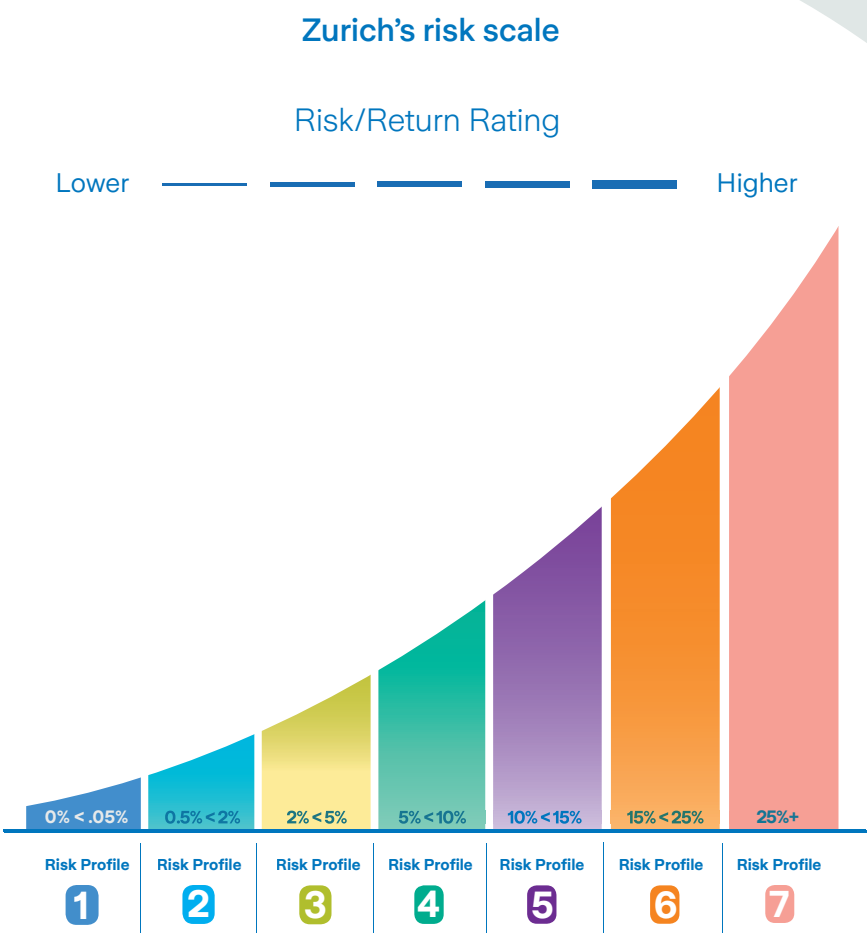
The Prisma Funds are competitively priced at the normal Zurich product annual management charge.

Risk targeted solutions

No one wants to take unnecessary risks with their investment but there is an important trade-off between risk and return. Exposure to appropriate levels of risk is paramount and the use of risk profile tools can help you to determine the level of risk acceptable to individual customers.

The Zurich Platform provides a direct route into investment solutions that can target the calculated risk profile of your customer. Zurich's Prisma Funds are designed to target defined volatility bands within asset class ranges.

And so we've categorised our range of investment funds using a 1 - 7 scale. Our ratings are based on a scale that looks at a fund's volatility over a five year period, 1 being the lowest risk (lowest volatility) and 7 being the highest risk (highest volatility).



For more information on our range of investment funds visit zurich.ie

What are the Volatility Bands and how do they work?

The volatility bands use a seven-point scale to classify funds based on the five-year annualised volatility of the investment fund. The table below illustrates the various risk ratings associated with the volatility bands.

Risk Rating	Volatility Ranges	
	Equal to or above	Less than
1	0%	0.5%
2	0.5%	2%
3	2%	5%
4	5%	10%
5	10%	15%
6	15%	25%
7	25%+	

Source: Zurich, January 2023.

To understand where different asset classes fit within the volatility bands, we have outlined below the five-year volatility of the Irish Domestic Pension (IDP) sector averages, to give a clearer picture as to where certain funds might typically sit.

Sector	Volatility	Potential Risk Rating
IDP Cash	0.09%	1
IDP Fixed Interest	5.15%	3
IDP Managed Cautious	5.75%	3
IDP Managed Balance	9.51%	4
IDP International Equity	15.37%	5

Source: Financial Express, January 2023.

Warning: Past performance is not a reliable guide to future performance.

Diversification across a global market



The investment universe of the Prisma Funds has a global reach - extending across global equities, bonds, property, cash and alternatives. Each asset class will tend to deliver different levels of performance at different stages of the economic cycle.

Many of these asset classes have lower correlations to movements in equity prices and, hence, can help to dampen the long-term volatility of the fund's return. For example, with Prisma 5, the addition of alternatives, such as gold, to the fund mix helps to ensure diversification as gold returns can have a low correlation with equity returns.

The Zurich Investments team makes asset allocation decisions on a continuous basis, and these decisions will impact the allocation to each asset class within the funds.

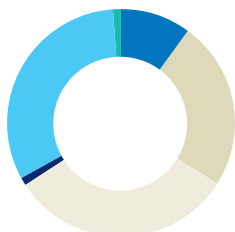
Equity Ranges

	Min	Max
Prisma Low	0%	10%
Prisma 2	0%	15%
Prisma 3	15%	30%
Prisma 4	30%	60%
Prisma 5	60%	85%
Prisma Max	85%	95%



Prisma Asset Allocation*

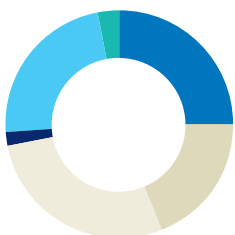
Prisma 2



- Equities 10%
- Gov Bonds 24%
- Corp Bonds 32%
- Property 1%
- Cash 32%
- Alternatives 1%

Prisma 2 is designed for the low risk, defensive investor that is looking for better returns than cash over the longer term and takes on some investment risk to achieve this.

Prisma 3



- Equities 25%
- Gov Bonds 19%
- Corp Bonds 28%
- Property 2%
- Cash 23%
- Alternatives 3%

Prisma 3 is designed for the low to medium risk, cautious investor that is looking for a broadly balanced globally diversified portfolio that is designed to perform throughout differing market conditions.

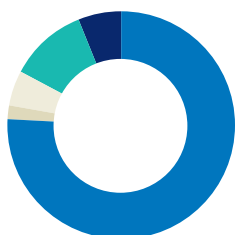
Prisma 4



- Equities 50%
- Gov Bonds 14%
- Corp Bonds 23%
- Alternatives 8%
- Property 5%

Prisma 4 is designed for the medium risk, growth investor that is looking for a globally diversified portfolio with an emphasis on long-term capital growth.

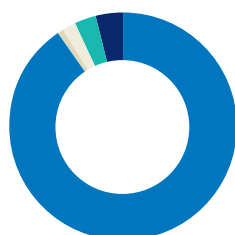
Prisma 5



- Equities 76%
- Gov Bonds 2%
- Corp Bonds 5%
- Alternatives 11%
- Property 6%

Prisma 5 is designed for the medium to high risk investor that is comfortable with a higher level of risk for the potential of higher long-term investment returns.

Prisma Max



- Equities 90%
- Gov Bonds 1%
- Corp Bonds 2%
- Alternatives 3%
- Property 4%

Prisma Max is designed for the high risk investor that is comfortable with a high level of investment risk for the potential of high long-term investment returns.

For more information see individual fund factsheets on [zurich.ie](https://www.zurich.ie)

Zurich Investments - an investment manager you can believe in

At Zurich Investments, we believe that it is the close co-operation of our investment managers in making decisions across assets, markets and sectors that make the Prisma Funds stand out from the crowd.

Our Philosophy

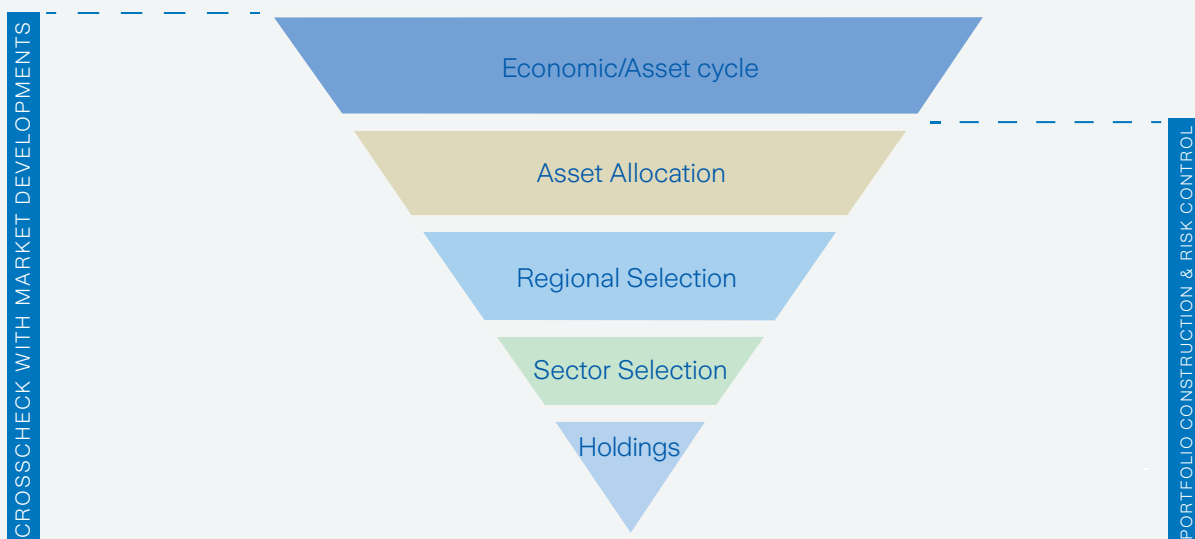
We believe that the macro economic environment is the key driver for investment market themes. We are business cycle investors constructing our portfolios to allow us to take advantage of opportunities over all parts of the economic cycle. Portfolios may at any time show either a growth or a value bias depending on prevailing macro economic views.

Our Process

We believe that market inefficiencies justify an active management approach to all levels of the investment process - asset allocation, geographical bias, sector preference and stock selection. We use a 'top-down' or 'big picture' investment approach to identify the best investment opportunities.



The Zurich Investment Process



Source: Zurich, March 2023.


A team based approach



The most senior members of the team have worked together for well over ten years.

Our process emphasises teamwork rather than individual flair. Asset allocation decisions are made by the Asset Allocation Group, which meets on a weekly basis. However, as all members work together in the same dealing room, discussion is ongoing, which allows for immediate analysis of, and reaction to, pertinent market changes. Changes to asset allocation are made within an agreed timeframe, depending on key drivers which the group feels dictate the change.

Our investment team combines extensive knowledge with experience and longevity; the most senior members of the team have worked together for well over ten years, while others, who have joined the team in more recent years, have worked in the industry for a significant length of time.



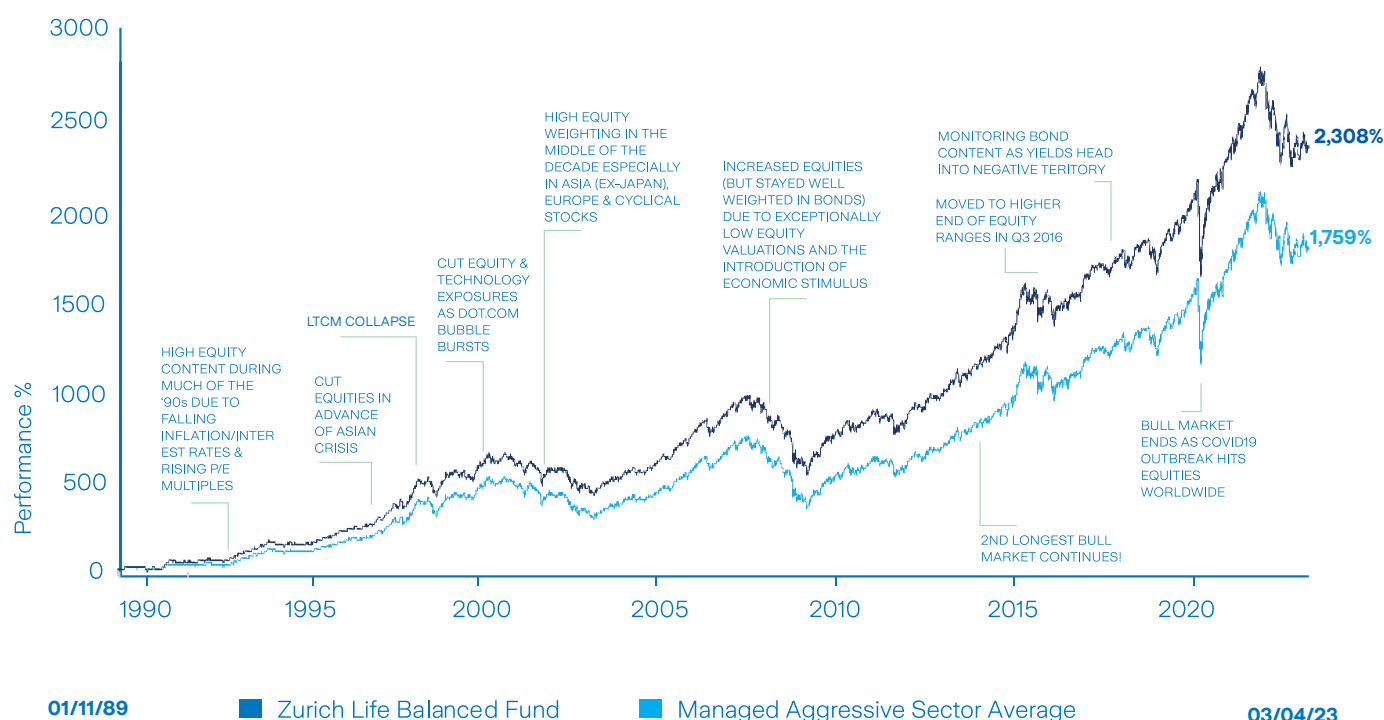
Active asset management to match investor's needs



It is widely accepted that the key driver to long-term investment returns within an investor's portfolio is asset allocation. Asset allocation decisions have become increasingly complex over the years due to market volatility and an ever changing global economic landscape. Zurich has built its investment reputation on the ability to make the right investment decisions at the right times.

If you look more closely at some of the investment decisions made by our investment team over the years, you can very clearly see the value of our active approach to investment returns.

Active investment decisions have delivered results



Source: Zurich and MoneyMate, May 2023. Performance figures quoted are for 01/11/1989 – 03/04/2023. Annual management fees apply; the fund growth shown above is gross of any annual management charge. Returns are based on offer to offer performance and do not represent the return achieved by individual policies linked to the fund.



Investment Excellence award winners since 2014*.

*Source: Brokers Ireland, 2023.

Warning: The value of your investment may go down as well as up.
Warning: Past performance is not a reliable guide to future performance.
Warning: If you invest in this fund you may lose some or all of the money you invest.
Warning: Benefits may be affected by changes in currency exchange rates.

Create tailored portfolios for your clients

Zurich has a range of tools and supports to help you during the advice process with your clients.



Our Risk Profiler tool is designed to assist you in understanding your attitude to risk. This is an important step before making an investment decision.



Zurich's Portfolio Builder helps you work with your financial broker to create an investment portfolio that is tailored to your individual risk profile and financial needs.



Keep track of your investments and pensions with the secure dashboard.



Visit
zurichbroker.ie
to access our full
range of advisor
tools.

Zurich Life Assurance plc
Zurich House, Frascati Road, Blackrock, Co. Dublin, A94 X9Y3, Ireland.
Telephone: 01 283 1301 Fax: 01 283 1578 Website: www.zurich.ie
Zurich Life Assurance plc is regulated by the Central Bank of Ireland.

Intended for distribution within the Republic of Ireland.

GR: 7724 Print Ref: ZL IB 166 0623

