

|                     |            |
|---------------------|------------|
| <b>Launch Date:</b> | 17/10/2000 |
| <b>Fund Size</b>    | €15m       |

### Risk Rating



The Fund has a risk rating of 6. Please see the Fund Guide for more details.

### Fund Description

*Indicative equity exposure: 100% of the value of the fund*

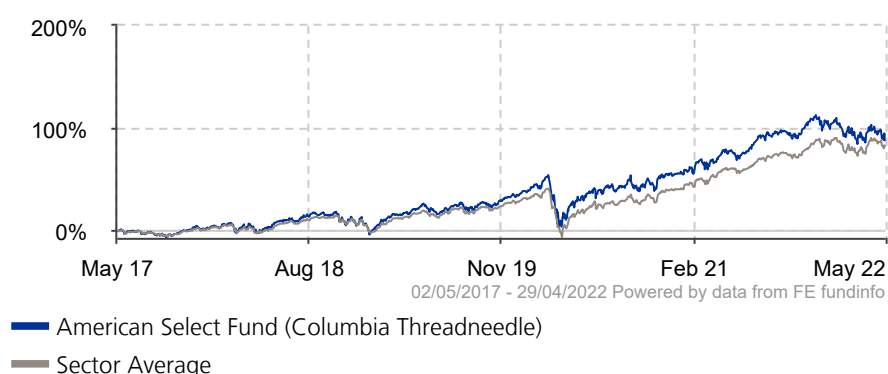
The American Select Fund (Columbia Threadneedle) aims to achieve growth through capital gains and income by investing in companies domiciled in North America or which have significant North American operations. These include smaller and emerging growth companies, those with potential for merger or takeover, those with new management recovery situations and exploration companies. There will be no particular sector specialisation. The 'Select' investment approach means that the fund has the flexibility to take significant stock and sector positions which may lead to increased levels of volatility. The fund has a concentrated portfolio which leads to increased levels of stock specific risk. On occasion, the fund may invest in fixed interest securities and money market instruments, when deemed appropriate. This fund invests some of its assets outside the eurozone so a currency risk arises for a euro investor. This fund is managed by Columbia Threadneedle.

# American Select Fund (Columbia Threadneedle)

### Yearly Investment Performance

| Year            | 2008  | 2009 | 2010 | 2011 | 2012 | 2013 | 2014 | 2015 | 2016 | 2017 | 2018 | 2019 | 2020 | 2021 |
|-----------------|-------|------|------|------|------|------|------|------|------|------|------|------|------|------|
| <b>Return %</b> | -37.4 | 31.7 | 20.6 | 5.2  | 15.0 | 24.5 | 21.3 | 10.0 | 17.5 | 6.3  | -1.3 | 36.2 | 14.9 | 30.9 |

### Fund Performance



### Cumulative Performance (to 30/04/2022)

|   | 3 Months | 6 Months | 1 Year | 3 Years | 5 Years |
|---|----------|----------|--------|---------|---------|
| <b>American Select Fund (Columbia Threadneedle)</b> | -5.2%    | -8.9%    | 5.7%   | 49.9%   | 88.6%   |
| Sector Average                                      | 0.4%     | 1.1%     | 13.3%  | 52.8%   | 82.2%   |

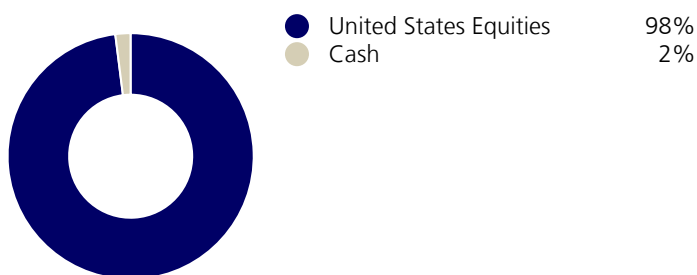
### Annualised Performance (to 30/04/2022)

|   | 3 Years P.A. | 5 Years P.A. | 10 Years P.A. | Since Launch P.A. |
|---|--------------|--------------|---------------|-------------------|
| <b>American Select Fund (Columbia Threadneedle)</b> | 14.5%        | 13.5%        | 14.8%         | 5.0%              |
| Sector Average                                      | 15.2%        | 12.7%        | 14.2%         | 5.2%              |

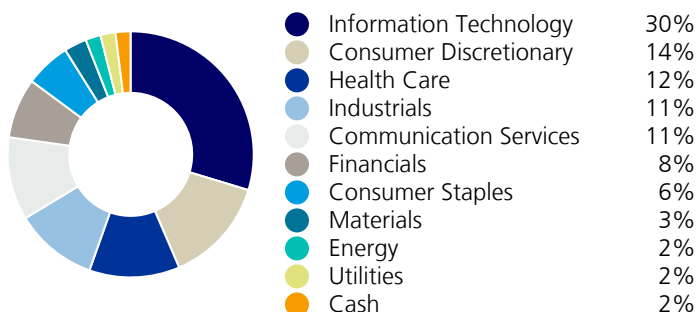
**Notes:** Annual management charges (AMC) apply. The fund performance shown is before the full AMC is applied on your policy. In addition to Zurich's normal AMC, this fund is subject to an extra management charge of 0.5% p.a. Threadneedle Investment Services Limited UK is authorised and regulated by the Financial Conduct Authority (FCA).  
**Source:** FE fundinfo. Irish Domestic Pension American Equity Sector. Returns are based on offer/offer performance and do not represent the return achieved by individual policies linked to the fund.



### Asset Distribution (%)\* as at 31/03/2022



### Sector Distribution (%)\* as at 31/03/2022



\*Source: FE fundinfo

### Top Holdings\* as at 31/03/2022

| Stock                               |
|-------------------------------------|
| Alphabet Inc.                       |
| United Parcel Service, Inc. Class B |
| CVS Health Corporation              |
| State Street Corporation            |
| Cisco Systems, Inc.                 |
| Microsoft Corporation               |
| Coca-Cola Company                   |
| Electronic Arts Inc.                |
| Hilton Worldwide Holdings Inc       |
| Vertex Pharmaceuticals Incorporated |

Due to rounding some totals might not equal 100%

**Warning: The value of your investment may go down as well as up.**  
**Warning: Past performance is not a reliable guide to future performance.**  
**Warning: This product/service may be affected by changes in currency exchange rates.**  
**Warning: If you invest in this product you may lose some or all of the money you invest.**

The Global Industry Classification Standard ("GICS") was developed by and is the exclusive property and a service mark of MSCI Inc. ("MSCI") and Standard & Poor's, a division of The McGraw-Hill Companies, Inc. ("S&P") and is licensed for use by [Licensee]. Neither MSCI, S&P nor any third party involved in making or compiling the GICS or any GICS classifications makes any express or implied warranties or representations with respect to such standard or classification (or the results to be obtained by the use thereof), and all such parties hereby expressly disclaim all warranties of originality, accuracy, completeness, merchantability and fitness for a particular purpose with respect to any of such standard or classification. Without limiting any of the foregoing, in no event shall MSCI, S&P, any of their affiliates or any third party involved in making or compiling the GICS or any GICS classifications have any liability for any direct, indirect, special, punitive, consequential or any other damages (including lost profits) even if notified of the possibility of such damages.

Visit [zurich.ie](http://zurich.ie) for regular fund commentary.

Zurich Life Assurance plc

Zurich House, Frascati Road, Blackrock, Co. Dublin, A94 X9Y3, Ireland.  
 Telephone: 01 283 1301 Fax: 01 283 1578 Website: [www.zurich.ie](http://www.zurich.ie)  
 Zurich Life Assurance plc is regulated by the Central Bank of Ireland.  
 Intended for distribution within the Republic of Ireland.

