

Launch Date:	01/08/2007
Fund Size	€315m
SFDR Class	Article 6

## Risk Rating



The Fund has a risk rating of 6. Please see the Fund Guide for more details.

## Fund Description

*How Zurich calculate risk ratings has changed; for details see communication.*

*Indicative equity exposure: Up to 100% of the value of the fund*

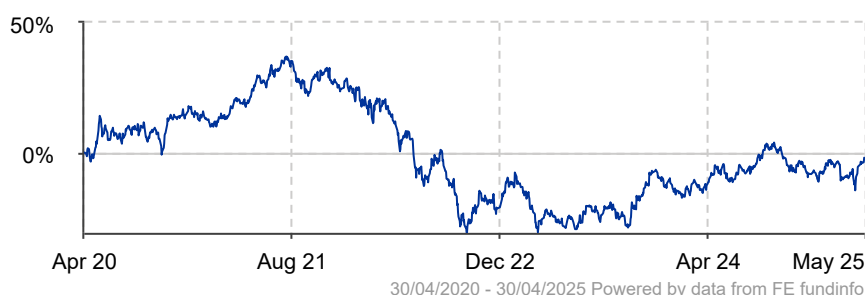
The Indexed European (Ex-UK) Property Fund is a unit-linked fund that gives you the opportunity to participate in the performance of some of Europe's leading real estate companies. The fund currently invests in an iShares Exchange Traded Fund (ETF) managed by BlackRock. The iShares ETF is passively managed and aims to track an index, but will not track it exactly. Zurich Life reserves the right to replace this ETF with another fund at any stage. This fund invests some of its assets outside the eurozone so a currency risk arises for a euro investor. The unit-linked fund can have exposure to cash as part of the management of the fund.

# Indexed European (Ex-UK) Property Fund

## Yearly Investment Performance

Year	2011	2012	2013	2014	2015	2016	2017	2018	2019	2020	2021	2022	2023	2024
Return %	-13.2	24.6	3.8	20.5	16.7	3.9	14.4	-6.6	23.8	-9.3	8.6	-37.6	17.4	-1.2

## Fund Performance



— Indexed European (Ex-UK) Property Fund

## Cumulative Performance (to 30/04/2025)

	3 Months	6 Months	1 Year	3 Years	5 Years
Indexed European (Ex-UK) Property Fund	2.2%	3.0%	10.6%	-11.4%	-1.9%

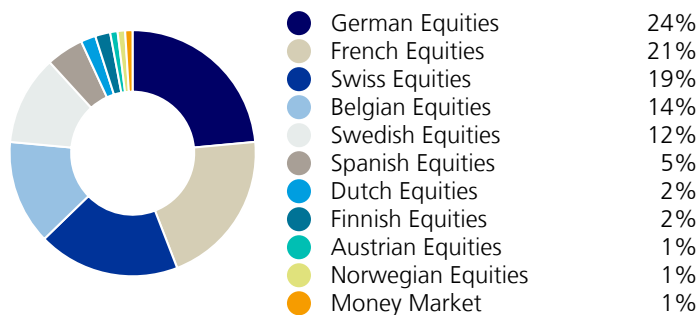
## Annualised Performance (to 30/04/2025)

	3 Years P.A.	5 Years P.A.	10 Years P.A.	Since Launch P.A.
Indexed European (Ex-UK) Property Fund	-3.9%	-0.4%	0.4%	2.8%

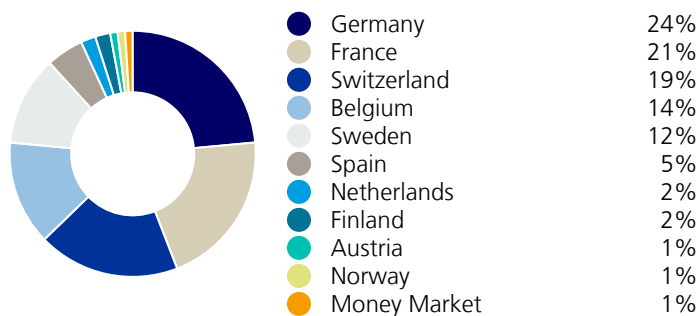
**Notes:** Annual management charges (AMC) apply. The fund performance shown is before the full AMC is applied on your policy. In addition to Zurich's normal AMC, this fund is subject to an additional management charge of 0.40% p.a.

**Source:** FE fundinfo. Returns are based on offer/offer performance and do not represent the return achieved by individual policies linked to the fund.

## Asset Distribution (%)\* as at 30/04/2025



## Geographic Distribution Holdings (%)\* as at 30/04/2025



\*Source: FE fundinfo

## Top Holdings\* as at 30/04/2025

Stock
VONOVIA SE
SWISS PRIME SITE AG
UNIBAIL RODAMCO WE STAPLED UNITS
PSP SWISS PROPERTY AG
KLEPIERRE REIT SA
LEG IMMOBILIEN N
GECINA SA
CASTELLUM
WAREHOUSES DE PAUW NV
MERLIN PROPERTIES REIT SA

\*Due to rounding some totals might not equal 100%

**Warning: The value of your investment may go down as well as up.**

**Warning: Past performance is not a reliable guide to future performance.**

**Warning: This product/service may be affected by changes in currency exchange rates.**

**Warning: If you invest in this product you may lose some or all of the money you invest.**

The geographic distribution holdings chart shows the location of the property companies which make up the iShares ETF. It does not necessarily give an indication of the location of the properties held by the property companies e.g. Unibail-Rodamco is a French company and is part of the 'France' holding, however, it also has properties in other countries.

Visit [zurich.ie](https://www.zurich.ie) for regular fund commentary.

**Zurich Life Assurance plc**

Zurich House, Frascati Road, Blackrock, Co. Dublin, A94 X9Y3, Ireland.

Telephone: 01 283 1301 Fax: 01 283 1578 Website: [www.zurich.ie](https://www.zurich.ie)

Zurich Life Assurance plc is regulated by the Central Bank of Ireland.

Intended for distribution within the Republic of Ireland.

