

<b>Launch Date:</b>	30/04/2010
<b>Fund Size</b>	€26m
<b>Number of Holdings</b>	80
<b>SFDR Class</b>	Article 6

# Asia Pacific Equity Fund

## Yearly Investment Performance

Year	2012	2013	2014	2015	2016	2017	2018	2019	2020	2021	2022	2023	2024	2025
<b>Return %</b>	19.6	1.6	10.5	0.7	11.4	21.8	-8.7	20.5	5.8	10.3	-1.5	7.7	12.6	9.7

## Risk Rating



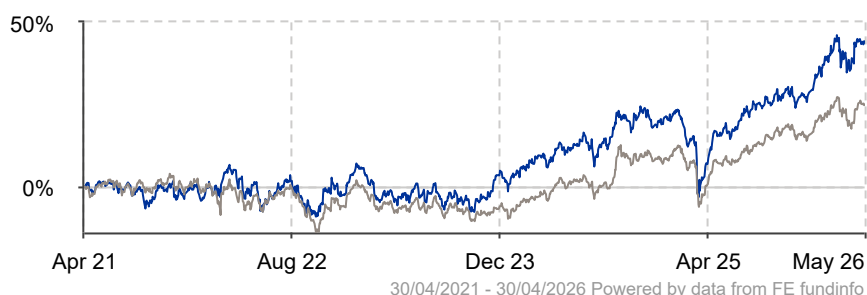
The Fund has a risk rating of 5. Please see the Fund Guide for more details.

## Fund Description

*Indicative equity range: 80% - 100% of the value of the fund*

The Asia Pacific Equity Fund is an actively managed fund which aims to achieve growth through capital gains and income from a well diversified portfolio of Asia Pacific equities and equity-based financial instruments. For tactical reasons, the fund may hold cash or cash equivalents. The fund has the scope to invest in the full universe of the Asia Pacific region, excluding Japan. This fund invests some of its assets outside the eurozone so a currency risk arises for a euro investor. As the fund is managed from the point of view of a euro investor any currency hedging that may be conducted will be into euros. This fund is managed by Zurich Life.

## Fund Performance



— Asia Pacific Equity Fund  
— Sector Average

## Cumulative Performance (to 30/04/2026)

	3 Months	6 Months	1 Year	3 Years	5 Years
<b>Asia Pacific Equity Fund</b>	4.2%	11.3%	32.8%	50.2%	44.3%
Sector Average	2.5%	5.5%	22.9%	34.7%	24.7%

## Annualised Performance (to 30/04/2026)

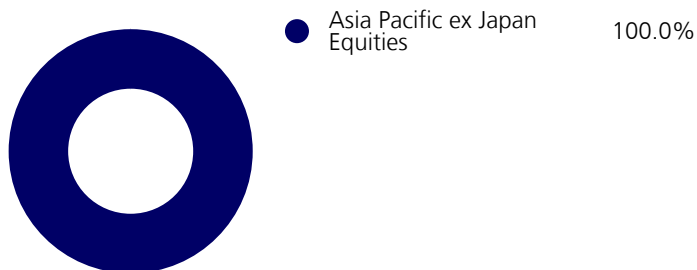
	3 Years P.A.	5 Years P.A.	10 Years P.A.	Since Launch P.A.
<b>Asia Pacific Equity Fund</b>	14.5%	7.6%	10.0%	8.1%
Sector Average	10.4%	4.5%	7.4%	5.9%

**Notes: Annual management charges (AMC) apply. The fund performance shown is before the full AMC is applied on your policy.**


**Source:** FE fundinfo. Returns are based on offer/offer performance and do not represent the return achieved by individual policies linked to the fund. Due to time differences, funds with significant Asian holdings use a later pricing point to better align with the close of business on other markets and maintain fairness between policyholders.



### Asset Distribution (%)\* as at 30/04/2026



### Geographic Distribution Holdings (%)\* as at 30/04/2026



### Top Holdings\* as at 30/04/2026

Stock
BHP Group Ltd AUD listing
AIA Group Ltd
ANZ Banking Grp Ltd
DBS Group Holdings Limited
Taiwan Semiconductor
Oversea Chinese Banking Corporation Limited
Samsung Electronics Co. Ltd - NRP
United Overseas Bank
Hong Kong Exchanges & Clearing
National Australia Bank Limited

### Equity Sector (%)\* as at 30/04/2026

Equity Sector Name	Equity Sector Weight
Consumer Discretionary	8.9%
Consumer Staples	1.5%
Energy	0.5%
Financials	43.8%
Health Care	2.7%
Industrials	11.1%
Information Technology	10.7%
Materials	14.0%
Real Estate	5.0%
Utilities	1.8%

\*Source: Zurich Life

\*Due to rounding some totals might not equal 100%

**Warning: The value of your investment may go down as well as up.**  
**Warning: Past performance is not a reliable guide to future performance.**  
**Warning: This product/service may be affected by changes in currency exchange rates.**  
**Warning: If you invest in this product you may lose some or all of the money you invest.**

The Global Industry Classification Standard ("GICS") was developed by and is the exclusive property and a service mark of MSCI Inc. ("MSCI") and Standard & Poor's, a division of The McGraw-Hill Companies, Inc. ("S&P") and is licensed for use by Zurich Life Assurance plc. Neither MSCI, S&P nor any third party involved in making or compiling the GICS or any GICS classifications makes any express or implied warranties or representations with respect to such standard or classification (or the results to be obtained by the use thereof), and all such parties hereby expressly disclaim all warranties of originality, accuracy, completeness, merchantability and fitness for a particular purpose with respect to any of such standard or classification. Without limiting any of the foregoing, in no event shall MSCI, S&P, any of their affiliates or any third party involved in making or compiling the GICS or any GICS classifications have any liability for any direct, indirect, special, punitive, consequential or any other damages (including lost profits) even if notified of the possibility of such damages.

Visit [zurich.ie](http://zurich.ie) for regular fund commentary.

#### Zurich Life Assurance plc

Zurich House, Frascati Road, Blackrock, Co. Dublin, A94 X9Y3, Ireland.  
 Telephone: 01 283 1301 Fax: 01 283 1578 Website: [www.zurich.ie](http://www.zurich.ie)  
 Zurich Life Assurance plc is regulated by the Central Bank of Ireland.  
 Intended for distribution within the Republic of Ireland.

