

|                    |            |
|--------------------|------------|
| Launch Date:       | 20/10/2010 |
| Fund Size          | €1,124m    |
| Number of Holdings | 440        |
| SFDR Class         | Article 6  |

### Risk Rating



The Fund has a risk rating of 5. Please see the Fund Guide for more details.

### Fund Description

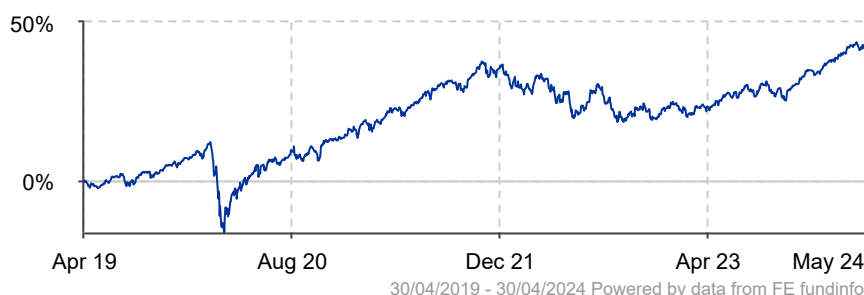
The Active Asset Allocation Fund is an actively managed fund which aims to achieve growth through capital gains and income from a well-diversified portfolio of global equities, government bonds, property shares, cash and alternative assets. The alternative assets currently may include oil, gold, inflation-linked government bonds, water, soft commodities, industrial metals and corporate bonds. Many of the asset classes in this fund have historically had low correlations to movements in equity prices and hence are expected to dampen the volatility of the fund's returns. Zurich Life's award-winning team of fund managers actively manage the allocation between the different asset classes. This fund invests some of its assets outside the eurozone so a currency risk arises for a euro investor. As the fund is managed from the point of view of a euro investor any currency hedging that may be conducted will be into euros. This fund is managed by Zurich Life.

# Active Asset Allocation Fund

### Yearly Investment Performance

| Year     | 2010 | 2011 | 2012 | 2013 | 2014 | 2015 | 2016 | 2017 | 2018 | 2019 | 2020 | 2021 | 2022  | 2023 |
|----------|------|------|------|------|------|------|------|------|------|------|------|------|-------|------|
| Return % | -    | -1.8 | 10.5 | 4.0  | 14.5 | 4.9  | 8.1  | 5.9  | -4.9 | 19.0 | 7.4  | 18.6 | -12.2 | 12.9 |

### Fund Performance



Active Asset Allocation Fund

### Cumulative Performance (to 30/04/2024)

|                              | 3 Months | 6 Months | 1 Year | 3 Years | 5 Years |
|------------------------------|----------|----------|--------|---------|---------|
| Active Asset Allocation Fund | 3.9%     | 12.2%    | 14.9%  | 15.7%   | 41.8%   |


### Annualised Performance (to 30/04/2024)

|                              | 3 Years P.A. | 5 Years P.A. | 10 Years P.A. | Since Launch P.A. |
|------------------------------|--------------|--------------|---------------|-------------------|
| Active Asset Allocation Fund | 5.0%         | 7.2%         | 7.2%          | 6.8%              |

**Notes:** Annual management charges (AMC) apply. The fund performance shown is before the full AMC is applied on your policy.

**Source:** FE fundinfo. Returns are based on offer/offer performance and do not represent the return achieved by individual policies linked to the fund.

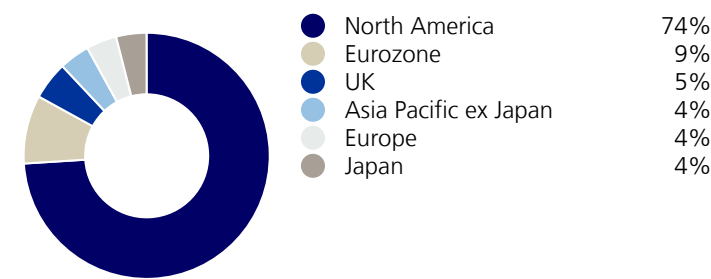
Asset Distribution (%)\* as at 30/04/2024



Top Holdings\* as at 30/04/2024

| Stock                            |  |
|----------------------------------|--|
| Microsoft Corp.                  |  |
| Apple Inc                        |  |
| Alphabet Inc formerly Google Inc |  |
| Amazon.com Inc                   |  |
| NVIDIA Corporation               |  |
| Meta Platforms Inc               |  |
| Exxon Mobil Corporation Com.     |  |
| Eli Lilly & Co                   |  |
| J.P. Morgan Chase & Co.          |  |
| Bank of America Corp.            |  |

Geographic Distribution Holdings (%)\* as at 30/04/2024



Equity Sector (%)\* as at 30/04/2024

| Equity Sector Name     | Equity Sector Weight |
|------------------------|----------------------|
| Information Technology | 24%                  |
| Financials             | 17%                  |
| Industrials            | 13%                  |
| Health Care            | 12%                  |
| Consumer Discretionary | 9%                   |
| Communications         | 8%                   |
| Energy                 | 5%                   |
| Materials              | 5%                   |
| Consumer Staples       | 4%                   |
| Utilities              | 2%                   |
| Real Estate            | 1%                   |

\*Source: Zurich Life

Due to rounding some totals might not equal 100%

**Warning: The value of your investment may go down as well as up.**

**Warning: Past performance is not a reliable guide to future performance.**

**Warning: This product/service may be affected by changes in currency exchange rates.**

**Warning: If you invest in this product you may lose some or all of the money you invest.**

The top holdings and geographic distribution charts relate to the equity portion of the fund.  
Property portion relates to ETFs invested in quoted property companies.  
Alternative assets are generally in the form of ETFs. The number and type of alternative assets may change over time.  
The Global Industry Classification Standard ("GICS") was developed by and is the exclusive property and a service mark of MSCI Inc. ("MSCI") and Standard & Poor's, a division of The McGraw-Hill Companies, Inc. ("S&P") and is licensed for use by [Licensee]. Neither MSCI, S&P nor any third party involved in making or compiling the GICS or any GICS classifications makes any express or implied warranties or representations with respect to such standard or classification (or the results to be obtained by the use thereof), and all such parties hereby expressly disclaim all warranties of originality, accuracy, completeness, merchantability and fitness for a particular purpose with respect to any of such standard or classification. Without limiting any of the foregoing, in no event shall MSCI, S&P, any of their affiliates or any third party involved in making or compiling the GICS or any GICS classifications have any liability for any direct, indirect, special, punitive, consequential or any other damages (including lost profits) even if notified of the possibility of such damages.

Visit [zurich.ie](https://www.zurich.ie) for regular fund commentary.

**Zurich Life Assurance plc**  
Zurich House, Frascati Road, Blackrock, Co. Dublin, A94 X9Y3, Ireland.  
Telephone: 01 283 1301 Fax: 01 283 1578 Website: [www.zurich.ie](https://www.zurich.ie)  
Zurich Life Assurance plc is regulated by the Central Bank of Ireland.  
Intended for distribution within the Republic of Ireland.

